

KANSAS DEPARTMENT OF TRANSPORTATION
SPECIAL PROVISION LIST

PAGE: 1
DATE: 10/11/18

STATE PROJECT NO: K015-101 KA 5059-01

STATE CONTRACT NO: 518112282

PREPARED DATE:

WAGE AREA: 1

REVISED DATE:

PRIMARY DISTRICT: 2

PRIMARY COUNTY: WASHINGTON

DESCRIPTION: SURFACE RECYCLE AND CHIP SEAL. K015, FR W US36 JCT N TO NE ST LI IN WS
CO. LENGTH IS 13.175 MI.

NOTE: THE FOLLOWING LIST OF SPECIAL PROVISIONS ARE FOR THIS PROJECT.
OMISSION OF ALL OR PART OF A SPECIAL PROVISION IN THE ATTACHED
PROPOSAL (CONTRACT) DOES NOT RELIEVE THE CONTRACTOR OF THE
RESPONSIBILITY FOR OBTAINING THE COMPLETE PROVISION AS LISTED.

PROVISION NO. DESCRIPTION

08-31-09-R01	REQUIRED CONTRACT PROVISION-EMULSIFIED ASPHALT ADJUSTMENT
08-10-66-R05	REQUIRED CONTRACT PROVISION-NONCOLLUSION / HISTORY-DEBARMENT
04-30-82-R07	REQUIRED CONTRACT PROVISION-FINANCIAL PREQUALIFICATION
08-04-92-R03	REQUIRED CONTRACT PROVISION-CONTRACTUAL SERVICES-LEGISLATOR
04-26-90-R05	REQUIRED CONTRACT PROVISION-LIMITS OF FED FUNDS FOR LOBBYING
07-19-80-R13	REQUIRED CONTRACT PROVISION-DBE CONTRACT GOAL
11-03-80-R09	REQUIRED CONTRACT PROVISION-NOTICE FOR AFFIRMATIVE ACTION
11-15-96-R05	REQUIRED CONTRACT PROVISION-EEO REQUIREMENT
07-01-17-R1	REQUIRED CONTRACT PROVISION - BOYCOTT OF ISRAEL PROHIBITED
09-06-94-R01	NOTICE TO CONTRACTORS (USDOT HOTLINE)
01-01-11-R01	REQUIRED CONTRACT PROVISION-TAX CLEARANCE CERTIFICATE
KS180019	MINIMUM WAGE RATE (AREA 1)
FHWA-1273	REQUIRED CONTRACT PROVISION-FEDERAL-AID CONSTRUCTION CONTRACTS
03-10-06-R01	REQUIRED CONTRACT PROVISION-DBE SUPPLIERS/REGULAR DEALERS
07-18-80-R29	REQUIRED CONTRACT PROVISION-UTILIZATION OF DBE'S
03-01-18	POLICY AGAINST SEXUAL HARASSMENT
15-ER-1-R14	ERRATA SHEET FOR STD SPEC BOOK FOR RD & BR CONST, 2015 ED
15-01010	EMULSIFIED ASPHALT ADJUSTMENT
15-01011-R06	ENVIRONMENTAL CONCERNS - MIGRATORY BIRD TREATY ACT
15-01012-R01	SEASONAL LIMITATIONS
15-01016-R02	PROSECUTION AND PROGRESS
15-01017	CARGO PREFERENCE ACT
15-01018	CONTROL OF MATERIALS
15-01019	CONTROL OF WORK
15-01021-R01	BIDDING REQUIREMENTS AND CONDITIONS
15-01022	SCOPE OF WORK
15-08001-R03	WORK ZONE TRAFFIC CONTROL AND SAFETY (FOR 1R'S)
15-08011	PAVEMENT WIDENING, SHOULDERING AND PAVEMENT EDGE WEDGE
15-12001	GENERAL REQUIREMENT DIVISION 1200
15-22005-R01	IMAGE SYSTEMS
15-22006	RETROREFLECTIVE SHEETING
15-25001-R06	PART V
15-25002	CONSTRUCTION MANUAL - PART V
15-26001-R06	MATERIALS CERTIFICATIONS
15-PS0018	COMBINATION, TIED BIDS ON 1R PROJECTS WITH FEDERAL-AID FUNDS

KANSAS DEPARTMENT OF TRANSPORTATION
SPECIAL PROVISION LIST

PAGE: 2
DATE: 10/11/18

END OF SPECIAL PROVISION LIST



General Notes

6/18/2018

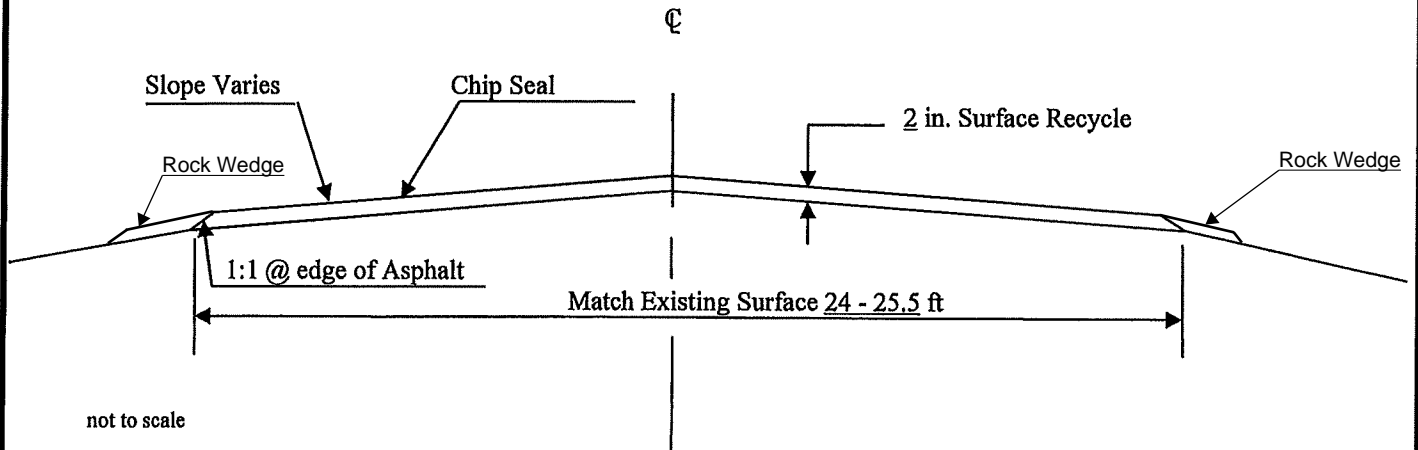
Page 1 of 1

Project No. 15- 101 KA 5059-01

Note

- 1 The contractor is responsible for maintaining center line of traveled way for the duration of the project. Splitting the traveled way with a tape measure is an acceptable technique to establish center line. This work is subsidiary to other items of work.
- 2 The contractor shall remove all debris/paper from the roadway at the end of each day. Sweeping debris/paper into ditches will not be accepted.
- 3 Contractor to note and replace rumble strip locations in roadway as work subsidiary to other items. (3 rumble bars before US 36/K 15 Junction at South end of project.)
- 4 Permanent pavement marking shall be done by KDOT Forces.

TYPICAL SECTION



not to scale

ROADWAY WIDTHS

Location	mile	Approx. Width	Location	mile	Approx. Width
Roadway (Chip Seal)			Widenings (Chip Seal)		SQ YDS
10.643 Miles @ 24' Wide	10.643	24'	@ JCT US-36 & K-15		496
2.532 Miles @ 25.5' Wide	2.532	25.5'	@ RP 26.105		232
260' 24' wide Bridge	-260'	24'	@ RP 26.484 (18 th Rd.)		65
Chip Seal			@ MM 247.01 Mail Box RT.		48
Total Square Yards	187038	sqyd.	@ MM 247.01 Mail Box LT.		31
			@ MM 247.307 Mail Box LT.		17
Roadway (2" Surface Recycle)			@ MM 247.616 Mail Box LT.		27
13.175 Miles @ 24' Wide	13.175	24'	@ MM 248 City of Morrowville		2,723
2" Surface Recycle			@ Mill Creek Bridge		165
Total Square Yards	185504	sqyd.	@ MM 249.113 (20 th Rd.) LT		13
			@ MM 249.113 (20 th Rd.) RT.		16
			@ MM 249.088 RT.		17
			@ MM 249.186 LT.		27
Widenings (Chip Seal)		SQ YDS	@ RP 247.00 Mail Box RT.		60
@ MM 256.6 Mail Box LT.		65	@ MM 251.9 Mail Box LT.		61
@ MM 256.7		35	@ MM 252.0 Mail Box LT.		111
			@ 254.9 Mail Box LT.		55
			@ 255.8 Mail Box LT.		61

RATE OF APPLICATION

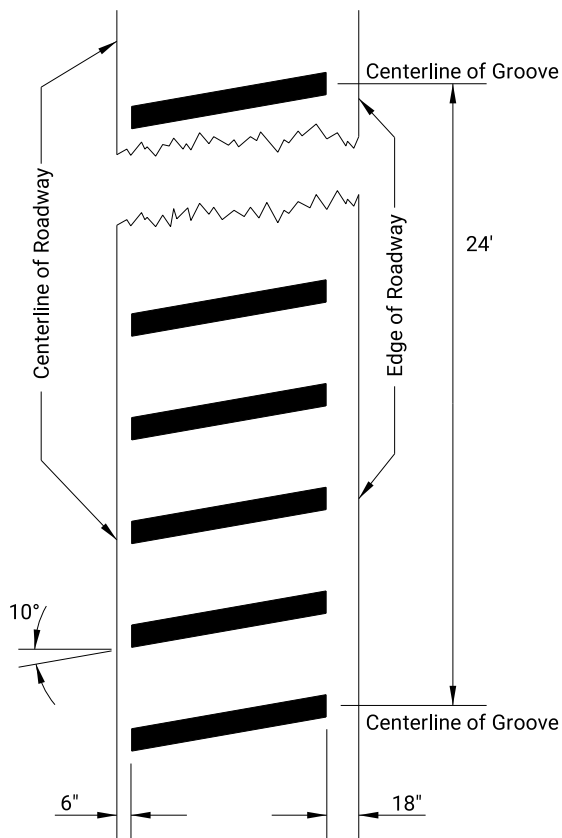
Asphalt Rejuvenating Agent @ 0.35 gal/yd²

Emulsified Asphalt CRS-1HP @ 0.38 gal/yd²

Cover Material CM-L-2 @ 0.0082 yd³/yd²

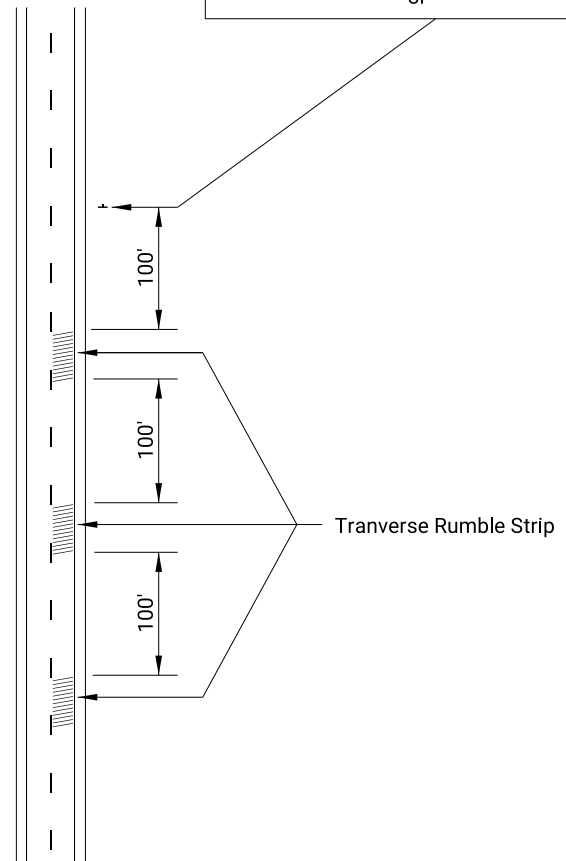
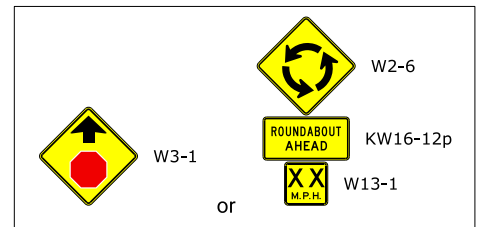
Rock Edge Wedge @ 150 lbs/cuft

	Date: 6/29/2018 9:16 AM	KANSAS DEPARTMENT OF TRANSPORTATION
WashingtonCo.	PROJ. NO. 15-101 KA 5059-01 Page 3 of 5	TITLE: SRCHIPLOADTALT



CONSTRUCTION DETAILS

The transverse rumble strip consists of 25 grooves that are 3/8" in depth and 4" in width. The spacing between the grooves is 1'.



LOCATION DETAILS

The transverse rumble strip is to be located 100' in advance of the first W3-1 sign encountered, or 100' in advance of the W2-6 assembly. The engineer will determine location of the transverse rumble strip.

TRANSVERSE RUMBLE STRIP DETAILS

**SUMMARY OF TRAFFIC CONTROL DEVICES
(FOR INFORMATION ONLY)**

All traffic control devices shall be placed in accordance with the applicable KDOT Traffic Control Standards. The contractor shall provide all signs and other traffic control devices for proper traffic control of all construction activities. Quantities listed are estimates only. Contractor operations may require additional signs and traffic control devices, this will be subsidiary to the bid item traffic control.

WORK ZONE SIGNS *			
SIGN NO.	SIZE - SQ. FT.		
	0-9.25	9.26-16.25	16.26 & OVER
R2-1			
R4-1	2		
W3-4		2	
W3-5			
W8-11			
W14-3	2		
W20-1		8	
W20-4		2	
W20-5			
W20-7		2	
W21-5			
G20-4			
KG20-5	6		
KM4-20			
KG20-2	8		
KI-104a			
KI-105a			

LIGHTED DEVICES *	
WORK ZONE WARNING LIGHT (TYPE "A" LOW INTENSITY)	
WORK ZONE WARNING LIGHT (RED TYPE "B" HIGH INTENSITY)	
ARROW DISPLAY	
PORTABLE CHANGEABLE MESSAGE SIGN	

BARRICADES *		CHANNELIZING DEVICES *		
TYPE III (4' TO 12')	PEDESTRIAN	FIXED	PORTABLE	PEDESTRIAN
			100	

**SUMMARY OF TRAFFIC CONTROL DEVICES
(EACH)**

WORK ZONE SIGN (SPECIAL)		
SIGN NO.	16.25 SQ. FT. & LESS	16.26 SQ. FT. & OVER

RECAPITULATION OF QUANTITIES		
ITEM	QUANTITY	UNIT
WORK ZONE SIGNS (0 TO 9.25 SQ. FT.)		EADA
WORK ZONE SIGNS (9.26 TO 16.25 SQ. FT.)		EADA
WORK ZONE SIGNS (16.26 SQ. FT. & OVER)		EADA
WORK ZONE BARRICADES (TYPE 3 - 4' TO 12')		EADA
WORK ZONE BARRICADES (PEDESTRIAN)		EADA
CHANNELIZER (FIXED)		EADA
CHANNELIZER (PORTABLE)		EADA
CHANNELIZER (PEDESTRIAN)		EADA
WORK ZONE WARNING LIGHT (TYPE "A" LOW INTENSITY)		EADA
WORK ZONE WARNING LIGHT (RED TYPE "B" HIGH INTENSITY)		EADA
ARROW DISPLAY		EADA
PORTABLE CHANGEABLE MESSAGE SIGN		EADA
PAVEMENT MARKING (TEMPORARY)		
4" SOLID (TYPE I)		STA./LINE
4" SOLID (TYPE II)		STA./LINE
4" BROKEN (8")(TYPE I)		STA./LINE
4" BROKEN (8")(TYPE II)		STA./LINE
4" BROKEN (3")(TYPE I)		STA./LINE
4" BROKEN (3")(TYPE II)	1386	STA./LINE
4" DOTTED EXTENSION (TYPE I)		STA./LINE
4" DOTTED EXTENSION (TYPE II)		STA./LINE
SOLID (LINE MASKING TAPE)		STA./LINE
BROKEN (LINE MASKING TAPE)		STA./LINE
SYMBOL (TYPE I)		EACH
SYMBOL (TYPE II)		EACH
FLEXIBLE RAISED PAVEMENT MARKERS (4" BROKEN (8"))		STA./LINE
FLEXIBLE RAISED PAVEMENT MARKERS (4" BROKEN (3"))	693	STA./LINE
PAVEMENT MARKING REMOVAL		LIN. FT.
CONCRETE SAFETY BARRIER (TYPE F3) (TEMPORARY)		LIN. FT.
CONCRETE SAFETY BARRIER (TYPE F3) (TEMP.-INSTALL ONLY)		LIN. FT.
CONCRETE SAFETY BARRIER (TYPE F3) (TEMP.-RELOCATE)		LIN. FT.
INERTIAL BARRIER SYSTEM		EACH
REPLACEMENT MODULES (IBS)		EACH
WORK ZONE SIGN (SPECIAL) (16.25 SQ. FT. & LESS)		EACH
WORK ZONE SIGN (SPECIAL) (16.26 SQ. FT. & OVER)		EACH
RIGID RAISED PAVEMENT MARKER (TYPE I)		EACH
RIGID RAISED PAVEMENT MARKER (TYPE II)		EACH
TRAFFIC SIGNAL INSTALLATION (TEMPORARY)		LUMP SUM
TRAFFIC CONTROL (INITIAL SET UP)		LUMP SUM
TRAFFIC CONTROL	LUMPSUM	LUMP SUM
FLAGGER (SET PRICE)	1	HOURLY

NOTES:

3				
2				
1	11/10/16	Removed Replacement Modules Summary Table, Added "IBS" to Replacement Modules description	JGB	
NO.	DATE	REVISIONS	BY	APP'D

KANSAS DEPARTMENT OF TRANSPORTATION

**TRAFFIC CONTROL
SUMMARY OF DEVICES
RECAPITULATION OF QUANTITIES**

TE795

FHWA APPROVAL	08/01/16	APP'D	Kristina Erickson
DESIGNED	B.A.H.	DETAILED	R.W.B.
DESIGN CK.		DETAIL CK.	
		QUANTITIES	TRACED
		QUAN. CK.	TRACE CK.