



# PERFORMANCE MEASURES

## Maintenance Quality Assurance

### 2017

### Current Performance

---

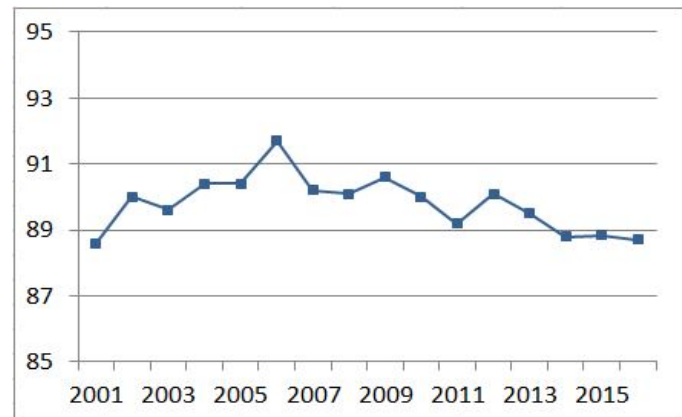
**What We Measure** The Maintenance Quality Assurance (MQA) program measures the value of KDOT's maintenance efforts in the following categories: travelway, traffic guidance, shoulders, drainage, and roadside.

**2016 Performance**

Overall Level of Service:  
**88.7**

**The Targets**

Targets are established in each category based on KDOT's goals and customer input from surveys and road rallies



### Methodology

---

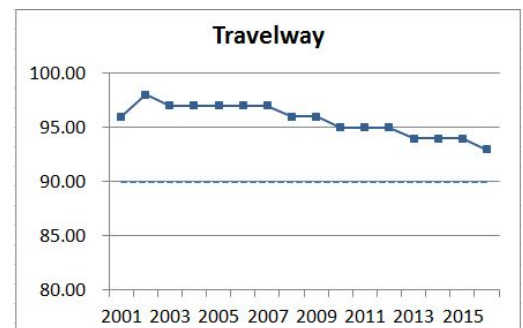
**How We Measure** The MQA program involves a physical inspection of randomly selected 0.1-mile sample segments. 30 randomly selected samples are analyzed in each sub-area throughout the state. This translates to over 3,300 annual MQA inspections each year.

### Categories

---

**Travelway** Potholes or spalling, cracking, rutting or faulting, deformations or joints

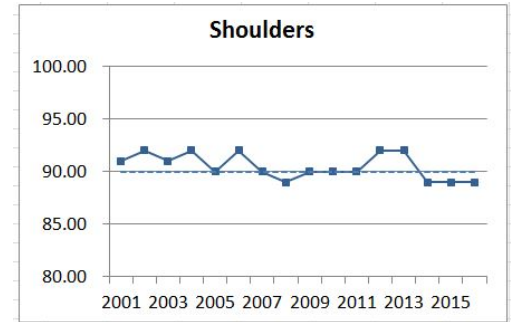
2016:  
**93**  
Target: 90



Categories (continued)

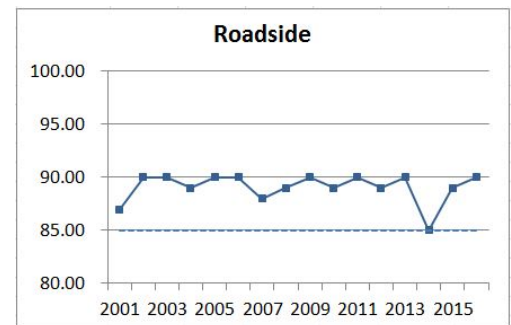
**Shoulders** Joint separation, cracking, drop-off or build-up, drainage, vegetation

2016:  
**89**  
Target: 90



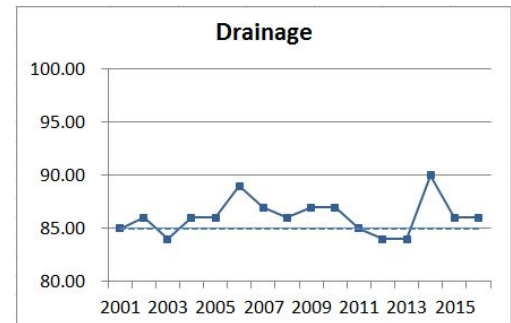
**Roadside** Vegetation, litter, fencing, brush or trees, erosion, side roads and entrances

2016:  
**90**  
Target: 85



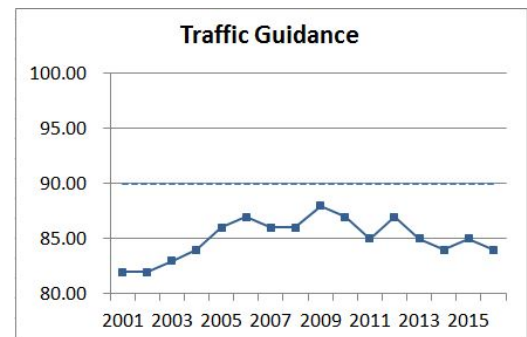
**Drainage** Curb and gutter, ditches, erosion control, culverts and pipes, edge/under drains

2016:  
**86**  
Target: 85



**Traffic Guidance** Warning, regulatory signs, guide signs, delineators, barriers, pavement markings

2016:  
**84**  
Target: 90



**More Info** Larry Rohr  
785.296.7184  
larry.rohr@ks.gov